

SAWYER COUNTY

Jail Screening and Assessment Project by
JusticePoint, Inc.



1. Screen and assess all pretrial individuals currently held in the Sawyer County jail and those booked into the jail in the 3 month data collection period.

-conduct a Milwaukee County Pretrial Risk Assessment (MCPRAI) which evaluates an individuals likelihood of appearing for court.

-conduct an UNCOPE, which evaluates the likelihood of a substance use disorder.

-conduct a K10, which screens for the likelihood of mental health issues.

2. Screen and assess all post conviction individuals who are in the jail.

- conduct an Ohio Risk and Needs Assessment (ORAS) which scores the likelihood of recidivism and the specific criminogenic needs that should be targeted to reduce recidivism.

- conduct a K10 to evaluate the likelihood of mental health diagnosis.

3. Prepare a written analysis of the data to display the patterns and groupings of individuals in the Sawyer County jail.

4. Recommend strategies to target the identified groups with policies or programming to reduce the jail population.

A decorative graphic consisting of several parallel white lines of varying lengths, slanted diagonally from the bottom right towards the top right, set against the orange background.



SAWYER COUNTY LAW
ENFORCEMENT CENTER

PROJECT SUMMARY

Screening and assessment began on July 23, 2018

Ended October 24, 2018.

186 pretrial individuals were interviewed

68 post conviction individuals were interviewed

PRETRIAL SCREENING

337 individuals entered the Sawyer County jail pretrial, during the 3 month screening and assessment period.

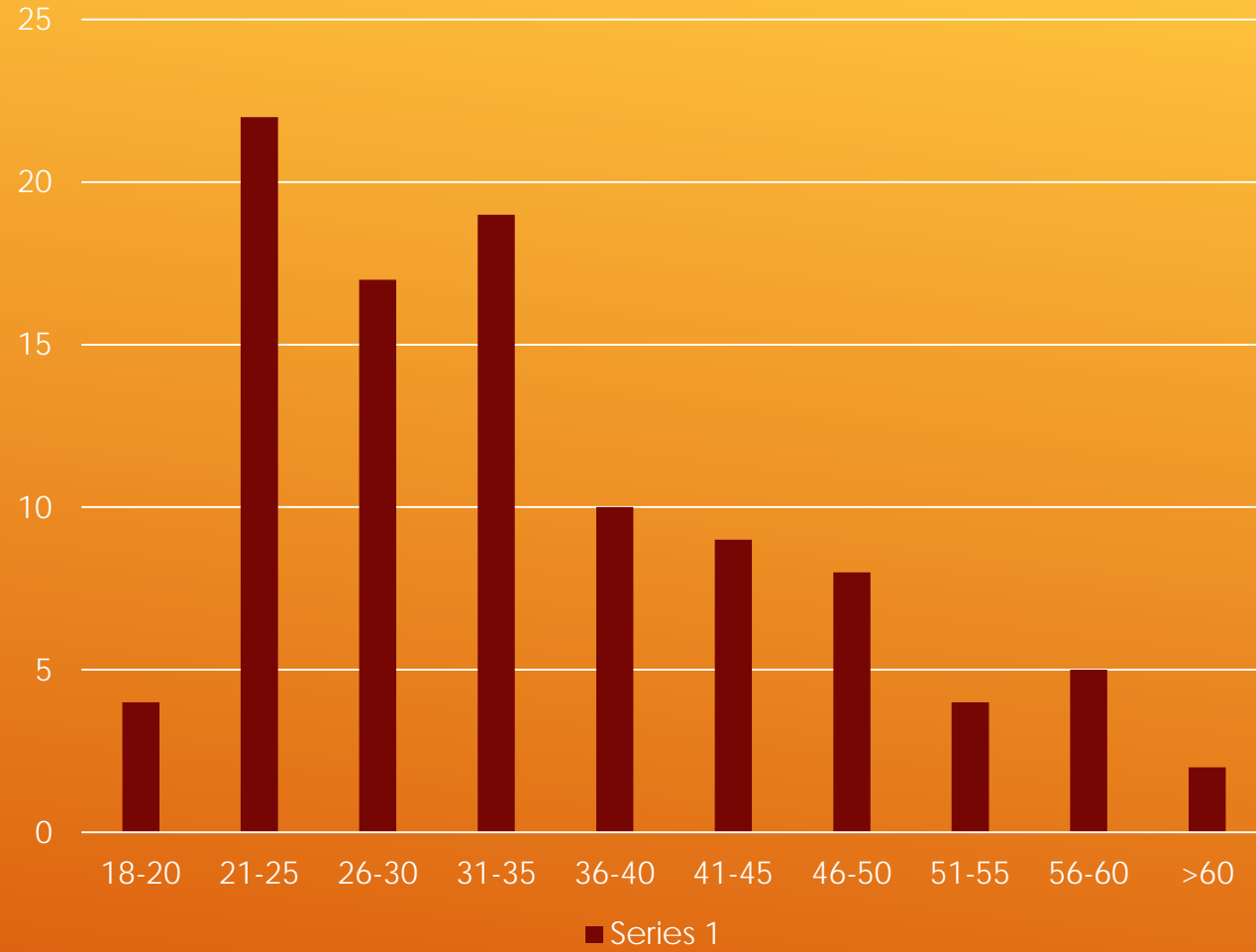
186 participated in screening and assessment

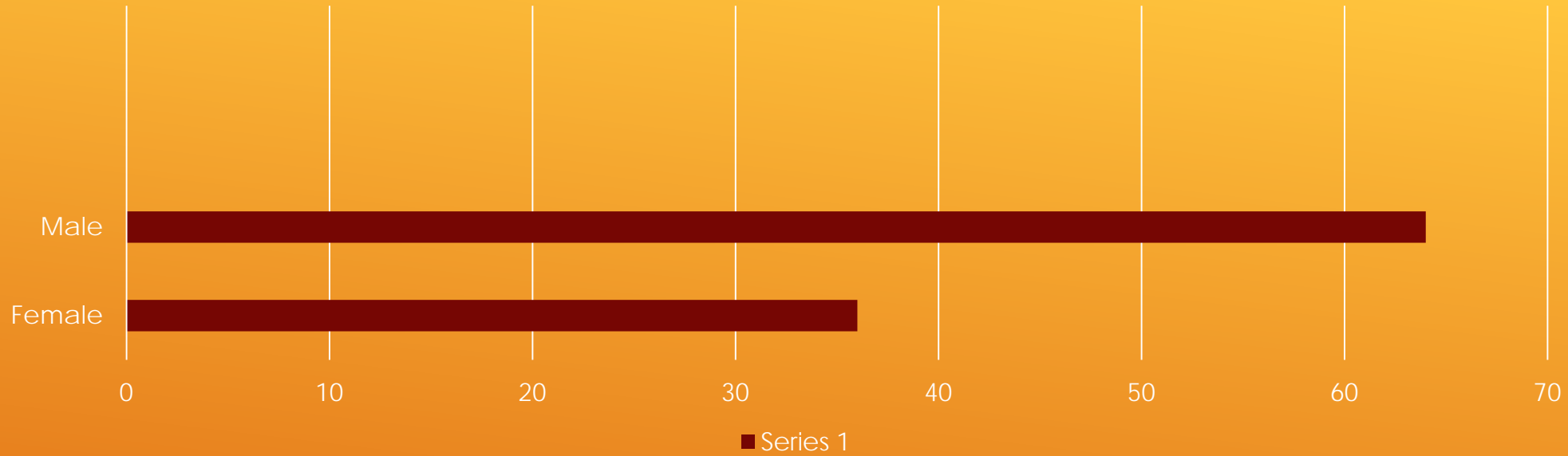
56% of those not screened were booked and released

35% of those not screened posted bail/bond before they could be screened

AGE

4%	18 -20
22%	21-25
17%	26-30
19%	31-35
10%	36-40
9%	41-45
8%	46-50
4%	51-55
5%	56-60
2%	>60





GENDER

36% Female

64% Male



RACE

67% Native American

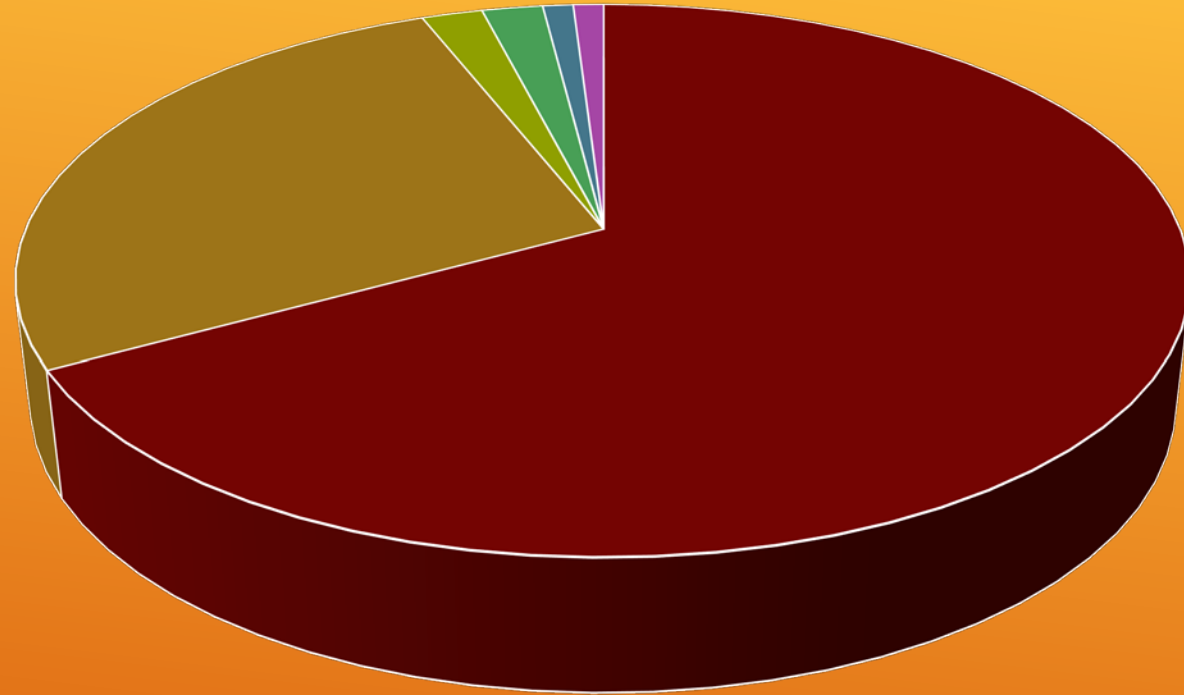
27% Caucasian

2% Hispanic

2% African American

1% Asian

1% Unknown



Native American White Hispanic African American Asian Unknown


CURRENT CHARGE

- 16% Drug Possession
- 6% Possession with Intent
- 20% Failure to Appear
- 11% Manufacture or Deliver Drugs
- 10% OWI
- 3% Theft
- 5% Resisting or Obstructing Officer
- 4% Possession of Drug Paraphernalia
- 5% Battery
- 5% Disorderly Conduct
- 3% Sexual Assault
- 2% Operating After Revocation with Probation Violation
- 10% Other

CHILDREN

53% Individuals with no children in their care

47% One or more children in their care




RISK SCORE

Risk Category 1 (0-2) 20%

Risk Category 2 (3-5) 38%


Risk Category 3 (6-7) 29%

Risk Category 4 (8-9) 12%



K10 SCORE

- 40% likely to be well
- 11% likely to have a mild mental disorder
- 15% likely to have a moderate mental disorder
- 34% likely to have a severe mental disorder




UNCOPE

0	16%
1	6%
2	7%
3	10%
4	10%
5	16%
6	35%

71% of those screened are in need of a full alcohol and drug assessment.

CASES FILED

1	14%
2	8%
3	6%
4	4%
5	8%
6	7%
7	6%
8	8%
9	3%
10>	36%



PRIOR FTA

0 = 37%

1 = 25%

2 = 17%

3 = 6%


4 = 6%

5 or more = 6%



ARRESTED WHILE OUT ON BAIL


55% No
45% Yes



EMPLOYMENT

29% Employed/Caregiver

71% Unemployed



RELEASE

44% of those screened were still in custody as of November 1, 2018

58% of these are due to bail/bond not being posted

16% of these are due to a probation hold

24% were in custody 2 days or less


11% were in custody 3-5 days

3% were in custody 7-10 days

4% were in custody 11-15 days

14% were in custody >15 days

Sawyer County



POST CONVICTION DATA

82 individuals post-conviction in custody during the 3 month period

4 individuals declined to be interviewed

8 were released before interview could take place

2 individuals were transferred to Bayfield before interview could take place

68 individuals were screened and assessed

OFFENSES

66% Probation Violation

4% Manufacture/Deliver

4% OWI

All other offenses make up less than 4% each



RISK SCORE

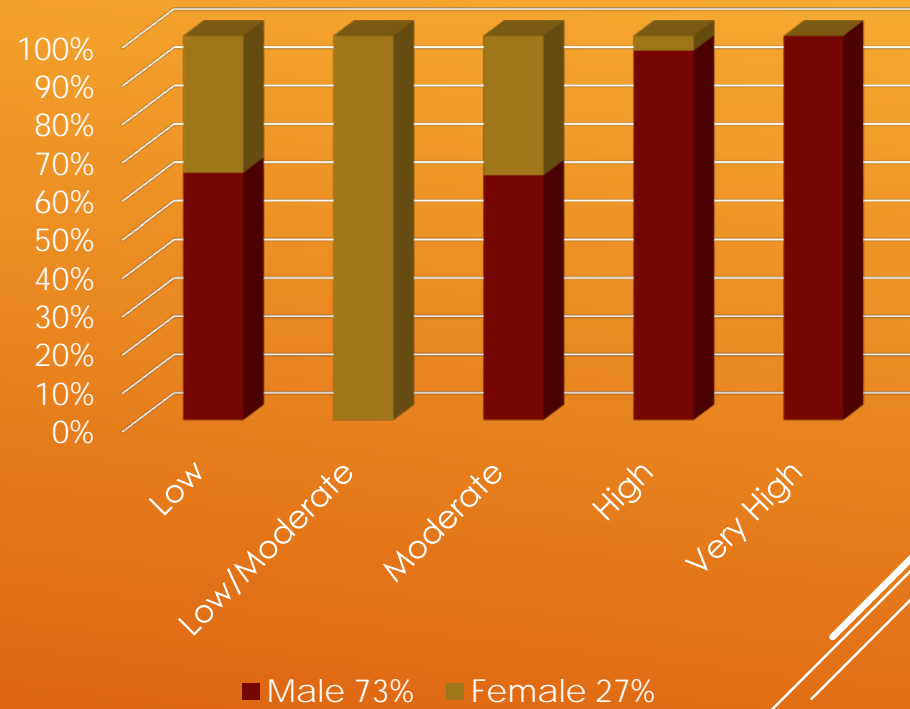
Low 14%

Low/Moderate 6%


Moderate 44%

High 26%

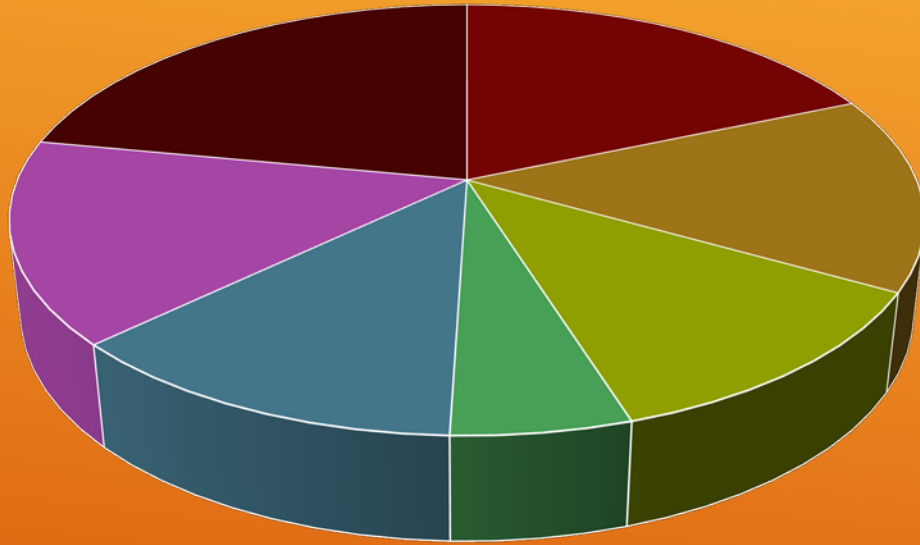
Very High 10%



K10 SCORE

- 35% likely to be well
 - 21% likely to have a mild mental disorder
 - 17% likely to have a moderate mental disorder
 - 27% likely to have a severe mental disorder
- 


CRIMINOGENIC NEEDS



- ▣ Criminal History
- ▣ Education/Employment
- ▣ Family and Social Support
- ▣ Neighborhood problems
- ▣ Substance Use
- ▣ Peer Association
- ▣ Criminal Attitudes and Behavioral Patterns

AGE

4%	18 -20
22%	21-25
23%	26-30
22%	31-35
14%	36-40
2%	41-45
2%	46-50
2%	51-55
9%	56-60



RACE

58% Native American

39% Caucasian

2% Asian

1% Hispanic




RECOMMENDATIONS

- Continue pretrial screening

RECOMMENDATIONS

- Continue pretrial screening
- Reinstate citations for OAR

RECOMMENDATIONS

- Continue pretrial screening
 - Reinstate citations for OAR
 - Implement pretrial release
- 
- A decorative graphic consisting of several parallel white lines of varying lengths, slanted diagonally from the bottom-left towards the top-right, located in the lower right quadrant of the slide.

RECOMMENDATIONS

- Continue pretrial screening
- Reinstate citations for OAR
- Implement pretrial release
- Implement programs for employment, education, and social support